

Name _____ Birthday _____ Age _____ Sex M F
 Address _____ City _____ Zip _____
 Home Phone _____ Work _____ Cell _____
 Email _____ Last 4 Security # _____ Marital Status S M D W
 Children/Ages _____ Emergency Contact Name and # _____
 Ethnicity: American Indian/Alaskan Native Asian African American Native Hawaiian/Islander Caucasian Other

Please describe your complaint(s). Label them individually as a, b, & c as necessary:

How long have you had each of these condition(s)? _____

Have you had these or similar condition(s) in the past? _____

Is your condition(s) getting better, worse or staying the same? _____

What caused you current complaint(s)? _____

What makes it feel better? _____

What makes it feel worse? _____

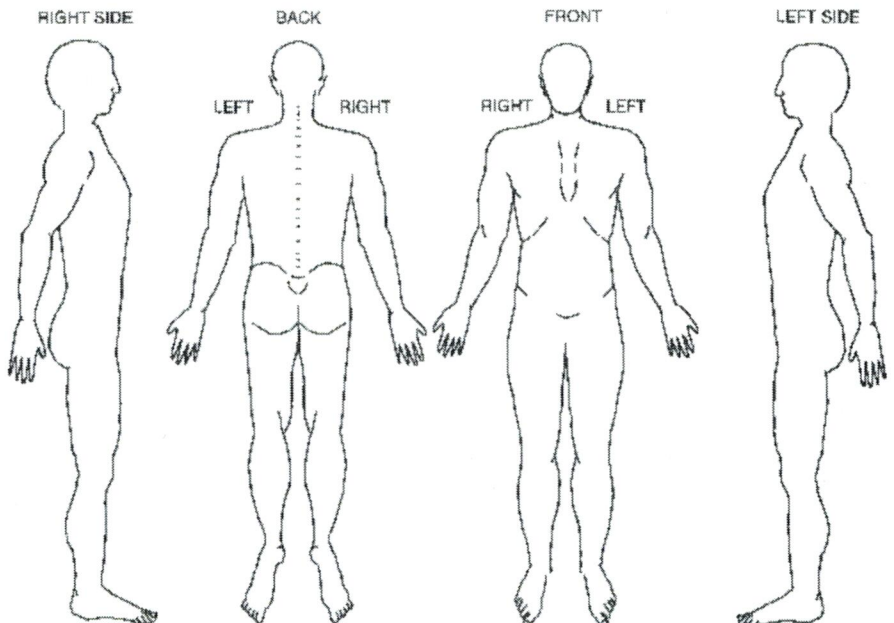
Others who have treated this condition: _____

Family Physician/Last Check-Up : _____

Have you been in a recent auto accident or other personal injury? _____

Mark all areas on your body where you feel the described sensation(s). Use the appropriate symbols listed below. Indicate areas of radiating pain with lines and arrows from the initial site of pain.

Aches: vvvv Burning: xxxx
 Numbness/Pins & Needles: oooo
 Sharp/Stabbing: ////



On a scale of 1 to 10, with 1 being very little pain and 10 being severe pain, rate your current level(s) of pain (a, b, c):

Patient Initial: _____

Doctor Initial: _____

Hospitalizations within the past year? _____

Medications, dosages, frequency: _____

Known Allergies: _____

Major Illnesses or Surgeries: _____

SOCIAL HISTORY - circle and comment as applicable

Height: _____ Weight: _____ Have you had unexpected weight change? _____

What type of work do you do?: _____

What type of exercise do you perform & how often?: _____

Alcohol Use: Y N Beers/Week _____ Wine/Week _____ Liquor/Week _____ # of years: _____

Smoking: Y N - Current Previous Packs/Day _____ Number of years (current or since quitting): _____

Caffeine (coffee, tea, cola): Cups/Day _____ Number of years: _____

FAMILY HISTORY

Relative	Age if Living	Age at Death	State of Health	Significant Illnesses/Cause of Death
Father	_____	_____	_____	_____
Mother	_____	_____	_____	_____
Brother(s)	_____	_____	_____	_____
Sister(s)	_____	_____	_____	_____

REVIEW OF SYSTEMS

Check only those that apply. Leave blank all that does not apply.

GENERAL	NOW	PAST	HEAD	NOW	PAST	PAST MEDICAL HISTORY
Weakness	<input type="checkbox"/>	<input type="checkbox"/>	Headaches	<input type="checkbox"/>	<input type="checkbox"/>	-Check current and past issues-
Fainting	<input type="checkbox"/>	<input type="checkbox"/>	Concussion	<input type="checkbox"/>	<input type="checkbox"/>	Asthma <input type="checkbox"/>
MUSCULOSKELETAL			Last Eye Exam: _____			Angina <input type="checkbox"/>
Muscle/Joint Pain	<input type="checkbox"/>	<input type="checkbox"/>	EARS			Cancer <input type="checkbox"/>
Muscle Weakness	<input type="checkbox"/>	<input type="checkbox"/>	Difficulty Hearing	<input type="checkbox"/>	<input type="checkbox"/>	Hypertension <input type="checkbox"/>
Joint Stiffness	<input type="checkbox"/>	<input type="checkbox"/>	Ringling	<input type="checkbox"/>	<input type="checkbox"/>	Heart Attack <input type="checkbox"/>
NEUROLOGICAL			MOUTH			COPD <input type="checkbox"/>
Seizures	<input type="checkbox"/>	<input type="checkbox"/>	Loss of Taste	<input type="checkbox"/>	<input type="checkbox"/>	Stroke <input type="checkbox"/>
Vertigo	<input type="checkbox"/>	<input type="checkbox"/>	Dental Problems	<input type="checkbox"/>	<input type="checkbox"/>	Ulcers <input type="checkbox"/>
Dizziness	<input type="checkbox"/>	<input type="checkbox"/>	Last Dental Exam: _____			Gallstones <input type="checkbox"/>
Numbness/Tingling	<input type="checkbox"/>	<input type="checkbox"/>	NOSE			Prostate Problems <input type="checkbox"/>
GASTROINTESTINAL			Decreased Smell	<input type="checkbox"/>	<input type="checkbox"/>	Liver Difficulties <input type="checkbox"/>
Abdominal Pain	<input type="checkbox"/>	<input type="checkbox"/>	Pain	<input type="checkbox"/>	<input type="checkbox"/>	Hepatitis <input type="checkbox"/>
Nausea	<input type="checkbox"/>	<input type="checkbox"/>	LUNGS			Blood Disorders <input type="checkbox"/>
Indigestion	<input type="checkbox"/>	<input type="checkbox"/>	Chronic Cough	<input type="checkbox"/>	<input type="checkbox"/>	Tuberculosis <input type="checkbox"/>
GENITOURINARY			Pain	<input type="checkbox"/>	<input type="checkbox"/>	Polio <input type="checkbox"/>
Incontinence	<input type="checkbox"/>	<input type="checkbox"/>	Difficulty Breathing	<input type="checkbox"/>	<input type="checkbox"/>	Epilepsy <input type="checkbox"/>
Impotence	<input type="checkbox"/>	<input type="checkbox"/>	HEART			Diagnosed Mental Illness <input type="checkbox"/>
Abnormal Menstruation	<input type="checkbox"/>	<input type="checkbox"/>	Palpitation/Arrhythmia	<input type="checkbox"/>	<input type="checkbox"/>	Migraine Headaches <input type="checkbox"/>
Date last OBGYN: _____			Blood Clots	<input type="checkbox"/>	<input type="checkbox"/>	Sexually Transmitted Dis. <input type="checkbox"/>
or last check up: _____			Chest Pain	<input type="checkbox"/>	<input type="checkbox"/>	Diabetes <input type="checkbox"/>
Are you pregnant? Y N Unsure			Pacemaker?	Y	N	Other: _____

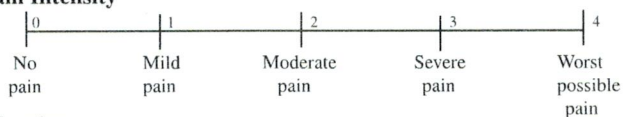
Signature/Guardian: _____ Date: _____ Doctor Initial: _____

Functional Rating Index

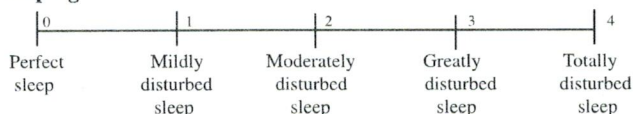
For use with Neck and/or Back Problems only.

In order to properly assess your condition, we must understand how much your neck and/or back problems have affected your ability to manage everyday activities. For each item below, **please circle the number which most closely describes your condition right now.**

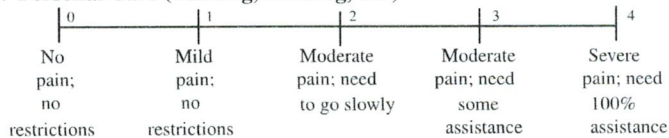
1. Pain Intensity



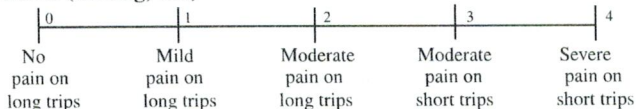
2. Sleeping



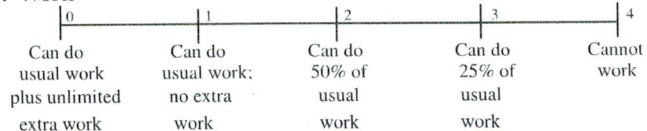
3. Personal Care (washing, dressing, etc.)



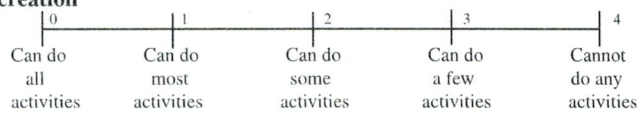
4. Travel (driving, etc.)



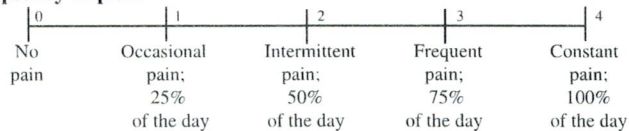
5. Work



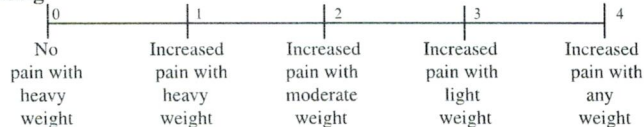
6. Recreation




7. Frequency of pain



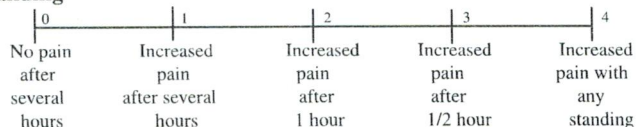
8. Lifting



9. Walking



10. Standing



Name _____ ID#/SS# _____ Plan ID _____ Total Score _____

PRINTED

Signature

Date

Informed Consent Form

To determine the cause of a patient's presentation and need for and extent of care, the chiropractic doctor will obtain details about the current complaint[s] as well as one's past health history, subsequently perform a physical examination, and in particular cases acquire diagnostic images (such as x-rays or MRI) or laboratory tests.

Chiropractic doctors employ various manually-applied treatment procedures when caring for patients, the most common being an *adjustment*. A chiropractic adjustment involves the application of a quick, precise and usually painless force directed over a very short distance to a specific body part. Adjustments can be performed by hand, by hand-guided instruments, and with the use of specially designed equipment. In addition to adjustments, chiropractors may use other treatment procedures to care for a patient, such as mobilization procedures, physiotherapy modalities (heat, ice, ultrasound, electrical muscle stimulation), soft-tissue manipulation, nutritional recommendations, and supervised exercise and other rehabilitation measures. Neck and back pain are known to generally improve in time, however, recurrence is common. It is also known that keeping a positive attitude and remaining physically active improves one's chances for recovery.

The beneficial effects associated with chiropractic treatment procedures include decreased pain, improved mobility and function, and reduced muscle spasm. There are some conditions for which chiropractic care is contraindicated; other conditions may not respond to chiropractic treatment or perhaps worsen with chiropractic treatment. In these cases, referral to another healthcare provider may be necessary or suggested by the chiropractor.

The body of evidence suggests that chiropractic care is generally safe; however, as with any form of treatment, some risk may be involved. Listed below are summaries of both common and rare side-effects/complications reported to be associated with chiropractic care:

Common ^{1,2}

- Reactions most commonly reported are local soreness/discomfort (53%), headaches (12%), tiredness (11%), radiating discomfort (10%), dizziness, the vast majority of which resolve within 48 hours

Rare ^{3,4}

- Fractures or joint injuries in isolated cases with underlying physical defects, deformities or pathologies
- Burns due to some physiotherapy procedures
- Disc herniation
- Cauda equina Syndrome (1 case per 100 million adjustments)
- Vertebrobasilar artery stroke (1 case per 400,000 to 1 million cervical spine adjustments [manipulations]). A similar level of association to stroke is found for patients under the age of 45 when consulting with a medical doctor; for those older than age 45, the level of association to stroke is higher when seeing a medical doctor than a chiropractic doctor. **Please indicate to your doctor if you have a headache or neck pain that is the worst you have every felt. These symptoms may indicate a dissection in progress.**

Alternative forms of treatment that a patient may want to consider before undergoing chiropractic care include *prescription and over-the-counter medications, surgical intervention, and non-treatment*. Listed below are summaries of concerns with these alternative procedures:

- Long-term use or overuse of certain medications carry some risk of dependency; with other medications, long-term use or overuse increases the risk of gastrointestinal bleeding
- Surgical risks may include unsuccessful outcome, complications such as infection, pain, reactions to anesthesia, and prolonged recovery⁵
- Potential risks of refusing or neglecting care may result in increased pain, restricted motion, increased inflammation, and worsening of my condition⁶

1. Thiel HW, Bolton JE, Docherty S, Portlock JC. Safety of chiropractic manipulation of the cervical spine: a prospective national survey. *Spine*. Oct 1 2007;32(21):2375-2378; discussion 2379.
2. Rubinstein SM, Leboeuf-Yde C, Knol DL, de Koekoek TE, Pfeifle CE, van Tulder MW. The benefits outweigh the risks for patients undergoing chiropractic care for neck pain: a prospective, multicenter, cohort study. *J Manipulative Physiol Ther*. Jul-Aug 2007;30(6):408-418.
3. Cassidy JD, Boyle E, Cote P, et al. Risk of vertebrobasilar stroke and chiropractic care: results of a population-based case-control and case-crossover study. *Spine*. Feb 15 2008;33(4 Suppl):S176-183.
4. Boyle E, Cote P, Grier AR, Cassidy JD. Examining vertebrobasilar artery stroke in two Canadian provinces. *Spine*. Feb 15 2008;33(4 Suppl):S170-175.
5. Carragee EJ, Hurwitz EL, Cheng I, et al. Treatment of neck pain: injections and surgical interventions: results of the Bone and Joint Decade 2000-2010 Task Force on Neck Pain and Its Associated Disorders. *Spine*. Feb 15 2008;33(4 Suppl):S153-169.
6. Carroll LJ, Hogg-Johnson S, van der Velde G, et al. Course and prognostic factors for neck pain in the general population: results of the Bone and Joint Decade 2000-2010 Task Force on Neck Pain and Its Associated Disorders. *Spine*. Feb 15 2008;33(4 Suppl):S75-82.

INFORMED CONSENT FORM

Please answer the following questions to help us determine possible risk factors:

Question

General

Have you ever had an adverse (i.e. bad) reaction to or following chiropractic care?

Yes	No
_____	_____

Doctor Comments

Bone Weakness

Have you been diagnosed with osteoporosis?

_____	_____
-------	-------

Do you take corticosteroids (e.g. prednisone)?

_____	_____
-------	-------

Have you been diagnosed with a compression Fracture(s) of the spine?

_____	_____
-------	-------

Have you been diagnosed with cancer?

_____	_____
-------	-------

Do you have any metal implants?

_____	_____
-------	-------

Vascular Weakness

Do you take aspirin or other pain medications on a regular basis?

_____	_____
-------	-------

If Yes, about how much do you take daily? _____

Do you take Warfarin (coumadin), heparin, or other similar "blood thinners"?

_____	_____
-------	-------

Have you ever been diagnosed with any of the following disorders/diseases?

Yes	No
------------	-----------

Rheumatoid Arthritis

_____	_____
-------	-------

Reiter's Syndrome, ankylosing spondylitis or

Psoriatic arthritis

_____	_____
-------	-------

Giant cell arteritis (temporal arteritis)

_____	_____
-------	-------

Osteogenesis imperfecta

_____	_____
-------	-------

Ligament hypermobility/Marfan's/Ehlers-Danlos

_____	_____
-------	-------

Medical cystic necrosis (cystic mucoid degeneration)

_____	_____
-------	-------

Bechet's Disease

_____	_____
-------	-------

Fibromuscular dysplasia

_____	_____
-------	-------

Have you ever become dizzy or lost consciousness when turning your head?

_____	_____
-------	-------

Spinal Compromise or Instability

Have you had spinal surgery?

_____	_____
-------	-------

If Yes, when? _____

Have you been diagnosed with spinal stenosis?

_____	_____
-------	-------

Have you been diagnosed with spondylolithesis?

_____	_____
-------	-------

Have you had any of the following issues:

Sudden weakness in the arms or legs?

_____	_____
-------	-------

Numbness in the genital area?

_____	_____
-------	-------

Recent inability to urinate or lack of control urinating?

_____	_____
-------	-------

I have read the previous information regarding risks of chiropractic care and my doctor has explained my risks (if any) to me and suggested alternatives when those risks exist. I understand the purpose of my care and have been given an explanation of the treatment, the frequency of care, and alternatives to this care. All of my questions have been answered to my satisfaction. I agree to this plan of care understanding any perceived risk(s) and alternatives to this care.

Patient/Parent/Guardian Signature _____

Date _____

Doctor Signature _____

Date _____

**ACKNOWLEDGMENT OF RECEIPT
OF
NOTICE OF PRIVACY PRACTICES**

I acknowledge that I was provided a copy of the Notice of Privacy Practices and that I have read them or declined the opportunity to read them and understand the Notice of Privacy Practices. I understand that this form will be placed in my patient chart and maintained for six years.

Patient Name

Date

Parent or Guardian or Legal Representative

Date

Patient Signature

Date

THIS FORM WILL BE PLACED IN THE PATIENT'S CHART AND MAINTAINED FOR SIX YEARS.

List below the names and relationship of people to whom you authorize the Practice to release PHI.

NOTICE OF INFORMATION PRACTICES:

Protecting the privacy of your personal health information is important to us. This notice describes how information about you may be used and disclosed and how you can get access to this information. Disclosure of your protected health information without authorization is strictly limited to defined situations that include emergency care, quality assurance activities, public health, research, and law enforcement activities. Any other disclosures for the purposes of treatment, payment, or practice operations will be made only after obtaining your consent. You may request restrictions on disclosures. Disclosures on protected health information are limited to the minimum necessary for the disclosure. This provision does not apply to the transfer of medical records for treatment.

You may inspect and receive copies of your records within 30 days of the request to do so. There may be a reasonable cost-based fee for photocopying, postage, and preparation. You may request changes to your records. Our practice is required to abide by this notice. We have the right to change this notice in the future. Any revisions will be prominently displayed in a clearly visible location in our office. You may file a complaint about privacy violations by contacting our Office Manager.

OFFICE FINANCIAL POLICY:

Our policy is to extend to you the courtesy of allowing you to assign your insurance benefits directly to us. This policy reduces your out-of-pocket expense.

If you DO NOT have insurance: All payments are expected at the time of service or by an authorized payment plan. Your personal balance may not exceed \$100 at any time or care may be terminated.

If you DO have insurance: All deductibles and co-payments are expected at the time of service or by an authorized payment plan. Your co-insurance balance may not exceed \$100 or care may be terminated. You are considered a cash patient until you bring in your completed insurance forms, and we qualify and accept your insurance coverage. We do not accept assignment for secondary insurance carriers, but will be happy to provide you with a claim form for your secondary carrier. Our fees are considered usual, customary, and reasonable by most companies, and therefore are covered up to the maximum allowance determined by each carrier. This statement does not apply to companies who reimburse based on an arbitrary schedule of fees bearing no relationship to the current standard of care in the area.

If your Carrier Has Not paid a claim within 60 days of submission, you agree to take an active part in recovery of your claim. If your insurance carrier has not paid within 90 days of submission, you accept responsibility for payment in full of any outstanding balance.

When your schedule of visits is considered maintenance care, you may not be eligible for insurance assignment. Charges for services rendered will be due and payable as they are rendered. We will continue to provide you with an insurance claim for.

If you discontinue care for any reason other than discharge by the doctor, all balances will become immediately due and payable in full by you, regardless of any claim submitted.

I have read the above information. By signing below, I agree to the above terms.

Print Name

Witness

Patient's Signature

Date